

COVID-19 Job Site Safety Stand Down



What & When: Construction companies are being asked to conduct a COVID-19 Job Site Safety Stand Down by stopping work on **Thursday, April 16, 2020**, to talk directly with employees and subcontractors about the respiratory illness associated with a novel coronavirus, COVID-19, including safe work practices and protocols and company safety policies.

Three Steps to Hold Your Own Stand Down:

- ✓ **STEP 1: Prepare.** Compile the information you will need for the stand down.
 - The resources on pages 2-4 in this packet include a toolbox talk that can be conducted live or by text/email and a coronavirus safety poster that can be printed and posted on the job site.
 - Include any guidance from local governments or health officials that may be relevant.
- ✓ **STEP 2: Cover the basics.**
 - Stress the importance of disease transmission safety during a global pandemic and encourage workers to following basic infection prevention measures.
 - This stand down will keep workers healthy and safe and help “flatten the curve” of the spread of the virus.
- ✓ **STEP 3: Hold your stand down.**
 - If conducting the stand down digitally, attach the packets, or links to the packets, in emails or texts to workers.
 - If the stand down will be in person, strictly enforce social distancing guidelines during the talk. Everyone should stand at least six feet apart and do not conduct the stand down with groups larger than 10.
 - Continuously ensure workers and subcontractors who are on the job site follow social distancing and other coronavirus infection prevention measures after the stand down.

If you wish to promote your participation in the stand down, use the tag **#COVID19SafetyStandDown** on social media.

For more information contact: **Rob Matuga** (rmatuga@nahb.org) or **Christian Culligan** (cculligan@nahb.org) with any questions related to COVID-19 or the stand down.



COVID-19 Toolbox Talk

What is COVID-19?

The novel coronavirus, COVID-19 is one of seven types of known human coronaviruses. COVID-19, like the MERS and SARS coronaviruses, likely evolved from a virus previously found in animals. The remaining known coronaviruses cause a significant percentage of colds in adults and children, and these are not a serious threat for otherwise healthy adults.

Patients with confirmed COVID-19 infection have reportedly had mild to severe respiratory illness with symptoms such as fever, cough, and shortness of breath.

According to the U.S. Department of Health and Human Services/Centers for Disease Control and Prevention (“CDC”), Chinese authorities identified an outbreak caused by a novel—or new—coronavirus. The virus can cause mild to severe respiratory illness. The outbreak began in Wuhan, Hubei Province, China, and has spread to many other countries—including the United States.

How is COVID-19 Spread?

COVID-19, like other viruses, can spread between people. Infected people can spread COVID-19 through their respiratory secretions, especially when they cough or sneeze. According to the CDC, spread from person-to-person is most likely among close contacts (about 6 feet). Person-to-person spread is thought to occur mainly via respiratory droplets produced when an infected person coughs or sneezes, like how influenza and other respiratory pathogens spread. These droplets can land in the mouths or noses of people who are nearby or possibly be inhaled into the lungs. It is currently unclear if a person can get COVID-19 by touching a surface or object that has the virus on it and then touching their own mouth, nose, or possibly their eyes.

In assessing potential hazards, employers should consider whether their workers may encounter someone infected with COVID-19 in the course of their duties. Employers should also determine if workers could be exposed to environments (e.g., worksites) or materials (e.g., laboratory samples, waste) contaminated with the virus.

Depending on the work setting, employers may also rely on identification of sick individuals who have signs, symptoms, and/or a history of travel to COVID-19-affected areas that indicate potential infection with the virus, in order to help identify exposure risks for workers and implement appropriate control measures.

There is much more to learn about the transmissibility, severity, and other features associated with COVID-19, and investigations are ongoing.

COVID-19 Job Site Safety Stand Down



COVID-19 Prevention and Work Practice Controls

Worker Responsibilities

- Frequently wash your hands with soap and water for at least 20 seconds. When soap and running water are unavailable, use an alcohol-based hand rub with at least 60% alcohol. Always wash hands that are visibly soiled.
- Cover your mouth and nose with a tissue when you cough or sneeze or use the inside of your elbow.
- Avoid touching your eyes, nose, or mouth with unwashed hands.
- Avoid contact with any other people; maintain a distance of at least six feet at all times.
- Employees who have symptoms (i.e., fever, cough, or shortness of breath) should notify their supervisor and stay home—DO NOT GO TO WORK.




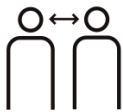






Sick employees should follow [CDC-recommended steps](#). Employees should not return to work until the criteria to [discontinue home isolation](#) are met, in consultation with healthcare providers and state and local health departments.

General Job Site / Office Practices

- Clean AND disinfect frequently touched objects and surfaces such as workstations, keyboards, telephones, handrails, and doorknobs. Dirty surfaces can be cleaned with soap and water prior to disinfection. To disinfect, use [products that meet EPA's criteria for use against SARS-CoV-2](#), the cause of COVID-19, and are appropriate for the surface.
- Avoid using other employees' phones, desks, offices, or other work tools and equipment, when possible. If necessary, clean and disinfect them before and after use.
- Clean and disinfect frequently used tools and equipment on a regular basis.
- This includes other elements of the job site where possible.
- Employees should regularly do the same in their assigned work areas.
- Clean shared spaces such as trailers and break/lunchrooms at least once per day.
- Disinfect shared surfaces (door handles, machinery controls, etc.) on a regular basis.
- Avoid sharing tools with co-workers if it can be avoided. If not, disinfect before and after each use.
- Arrange for any portable job site toilets to be cleaned by the leasing company at least twice per week and disinfected on the inside.
- Any trash collected from the job site must be changed frequently by someone wearing gloves.
- In addition to regular PPE for workers engaged in various tasks (fall protection, hard hats, hearing protection), employers will also provide:
 - Gloves: Gloves should be worn at all times while on site. The type of glove worn should be appropriate to the task. If gloves are not typically required for the task, then any type of glove is acceptable, including latex gloves. Gloves should not be shared if at all possible.
 - Eye protection: Eye protection should be worn at all times while on site.

COVID-19 Basic Infection Prevention Measures

COVID-19, caused by a new coronavirus, is a respiratory illness that can spread from person to person. The following infection prevention measures may help prevent transmission on construction job sites.

	Stay home if you are sick. DO NOT WORK.
	Wash hands frequently or provide alcohol-based hand rubs containing at least 60% alcohol.
	Cover coughs and sneezes.
	Practice social distancing — try to maintain 6 feet between each worker.
	Reduce the size of any group at any one time to ten (10) people or less or LIMIT all in-person meetings.
	Minimize ride-sharing. While in vehicle, employees must ensure adequate ventilation.
	Avoid sharing tools with co-workers, if possible.
	Clean and disinfect frequently used tools, equipment, and frequently touched surfaces (door handles, handrails, machinery controls, cell phones, tablets) on a regular basis.
	If N95 respirator masks are not available, minimize dust and airborne contaminants by using engineering and work practice controls.
	Use proper personal protective equipment (PPE) when cleaning and disinfecting, such as gloves and eye protection.